

Bicycle shelter Type 3

Materials

Frame: Aluminium stands provided with a coating in RAL 7016 (dark grey)
Walls: Transparent toughened glass, 8 mm thick. (sides provided with striping)
Roof: Semi-transparent layer of toughened glass 10 mm
Foundations: Concrete slab as well as the floor provided with reinforcement and hoisting anchors
Equipment: A bicycle rack is optional

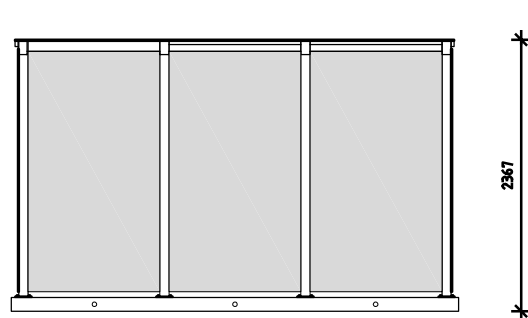
Measurements

Capacity: 9 bicycles
Interior: $3.770 \times 1.950 \times 2250$ mm (L x B x H)
Foundations: $3.900 \times 2.000 \times 120$ mm (L x B x H)

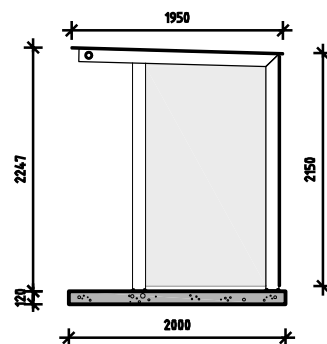
Delivery:

We supply you with the Type 3 bicycle shelter, ready for use.
Transport and fitting take place with the aid of a lorry with a hoisting crane.
Once you have given us the assignment, delivery will take 15 working days, on average.

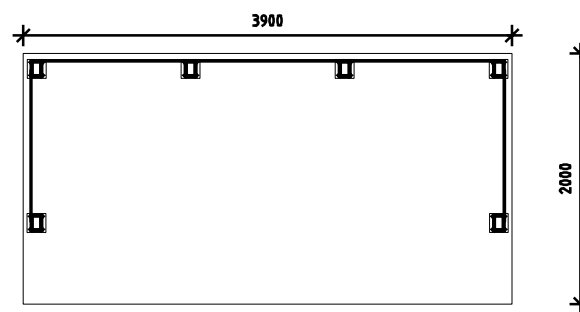
Of course, this date will always be decided in consultation with you.



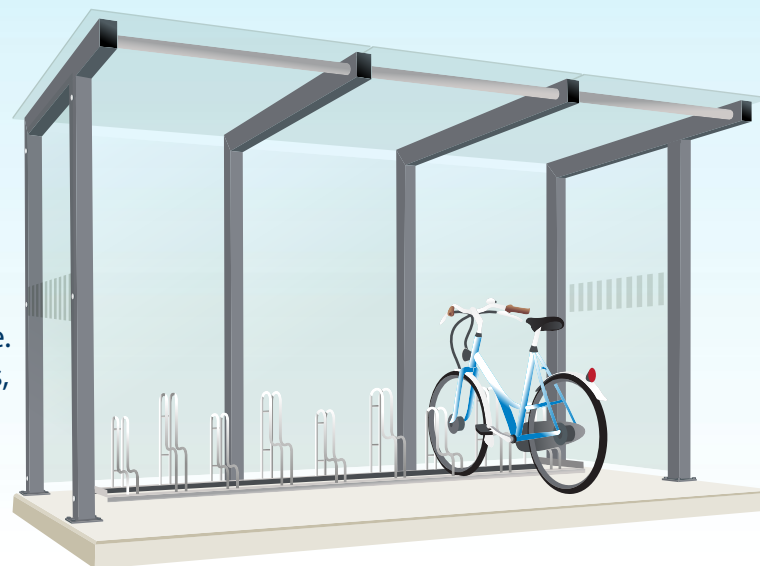
Front View



Cross section



Floor map



RBce Outdoor NL

+31 (0) 252-576 000
+31 (0) 252-576 009

info@defietsenstalling.nl
www.defietsenstalling.nl

RBce Outdoor DE

+49 (0) 211 238 555 192

info@derfahrradunterstand.de
www.derfahrradunterstand.de

RBce Outdoor FR

+33 (0) 1 46 46 11 92
+33 (0) 1 46 46 10 00

info@abrisvelos.fr
www.abrisvelos.fr

RBce Outdoor UK

+44 (0) 115 894 4371

info@rbce.eu
www.rbce.eu/en/bikeshelter/

RBce Outdoor BE

+31 (0) 252-576 000
+31 (0) 252-576 009

info@defietsenstalling.be
www.defietsenstalling.be